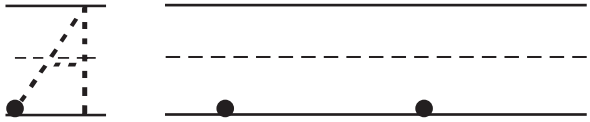
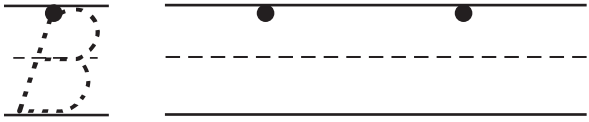
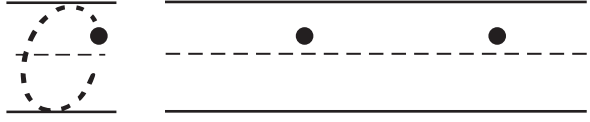
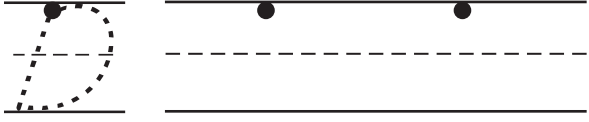
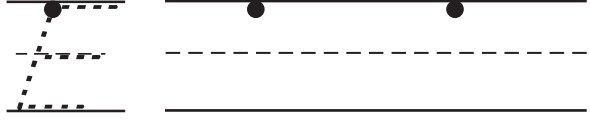
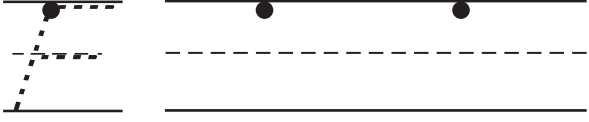
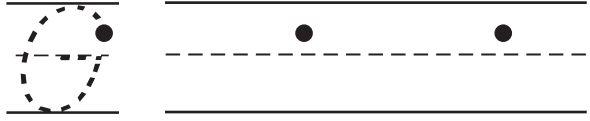
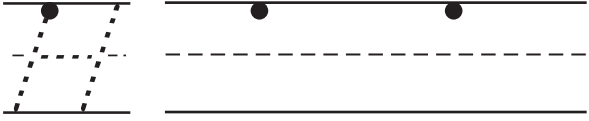
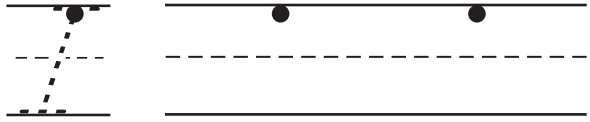
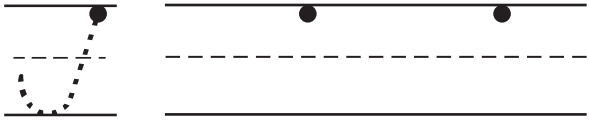


Capital Letters A-J

Directions:

Start each letter on the dot.
Trace each letter.
Write each letter two more times.

WRITING WARM-UP

Name: _____

Date: _____

Word Book: Sports

Directions:

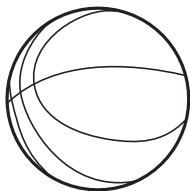
Look at the picture for each word.

Trace the letters to write the word.

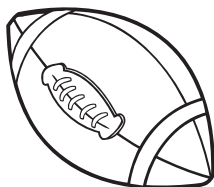
Read the word.



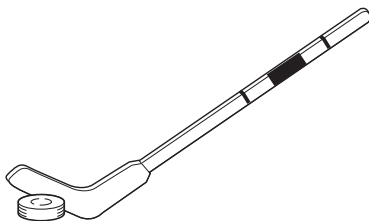
baseball



basketball




football



hockey



soccer



tennis


Game Cards: Pets

Directions:

Laminate and cut out the cards on the dashed lines.
Directions for game play are on page 27.

WRITING WORDS

I have



Who has

b,i,r,d?


I have



Who has

r,a,b,b,i,t?

I have



Who has

d,o,g?

I have



Who has

c,a,t?


I have



Who has

f,i,s,h?

I have



Who has

h,a,m,s,t,e,r?


Word Book: Transportation

Directions:


Look at the picture for each word.
Trace the letters to write the word.
Read the word.




bus



plane




car



train



taxi



bicycle

Pictures Have Topics

Directions:

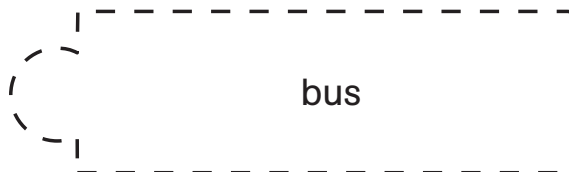


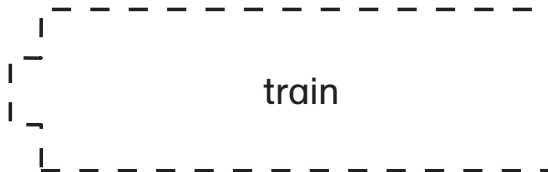





Cut out each puzzle piece.

Look at each picture and read each topic word.

Match each picture piece to its topic word.

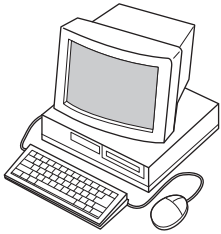
Glue the matching puzzle pieces together on another piece of paper.



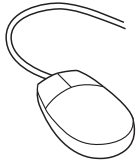
Word Book: Technology

Directions:

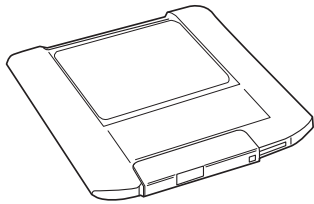
Look at the picture for each word.
Trace the letters to write the word.
Read the word.



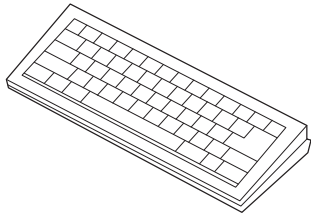
computer



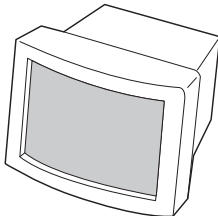
mouse



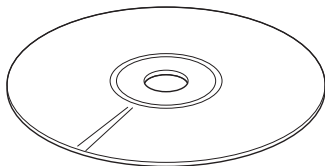
disk



keyboard



screen



CD

Name: _____

Date: _____

Game Cards: Matching 1

Directions:

Laminate and cut out the cards on the lines.
Directions for game play are on page 85.

TOPIC SENTENCES

topic:

garden

main idea:

can be a pet

topic:

music

main idea:

my dad reads it

topic:

lizard

main idea:

planting vegetables

topic:

clock

main idea:

helps me tell time

topic:

newspaper

main idea:

where sharks live

topic:

ocean

main idea:

when I went to a concert


Word Book: Zoo Animals

Directions:


Look at the picture for each word.
Trace the letters to write the word.
Read the word.




lion




elephant



zebra



tiger



camel



hippo

Name: _____

Date: _____

Writing Detail Sentences

Directions:

Read each topic sentence and detail.
Rewrite the detail in a complete sentence.
Put a period at the end of each sentence.

SUPPORTING DETAILS

1. **Topic:** A daisy is a flower.
Detail: yellow centers and white petals

2. **Topic:** Cats make good pets.
Detail: purr when you pet them

3. **Topic:** My big sister has a boyfriend.
Detail: go on dates

4. **Topic:** I like to sit in the treehouse.
Detail: good hiding spot

Games

Directions:


SUPPORTING DETAILS

Think: Choose a topic, and think of a main idea.

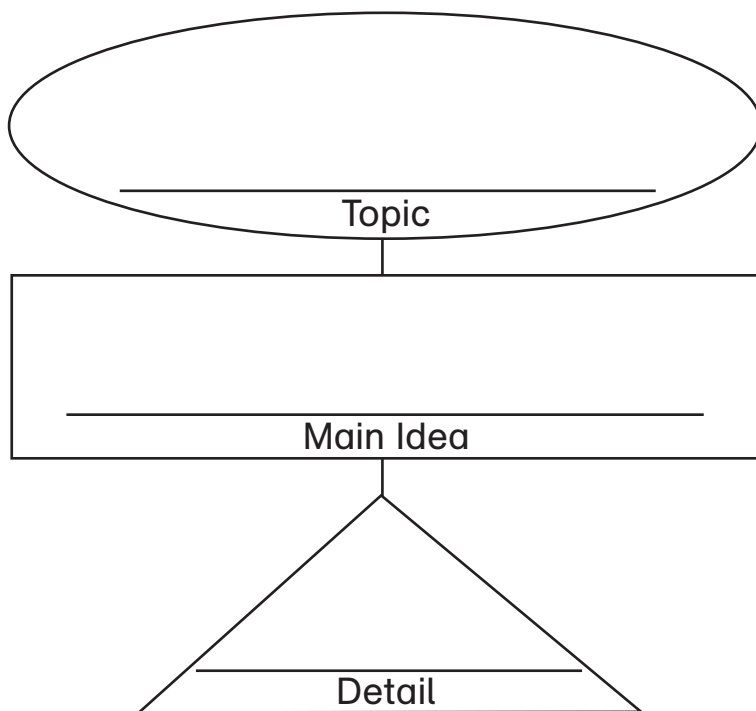
Organize: Write the topic in the oval, the main idea in the box, and a detail in the triangle.

Write: Write a topic sentence and a related detail sentence.

1. Think



2. Organize



3. Write





Name: _____

Date: _____

Add Two Details 1

Directions:

Look at each picture.

Read its topic sentence.

Write two details that support the topic on the lines.

PARAGRAPH WRITING

1.



We hiked in the mountains.

2.



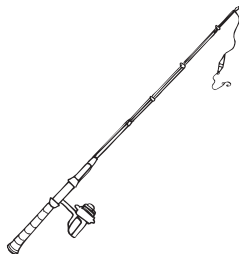
I saw a giraffe at the zoo.

3.




The little boy held on to his balloon.

4.



My grandpa took me fishing.

5.



A rainbow appeared after the rain.

Name: _____

Date: _____

Choose Your Own Topic

Directions:

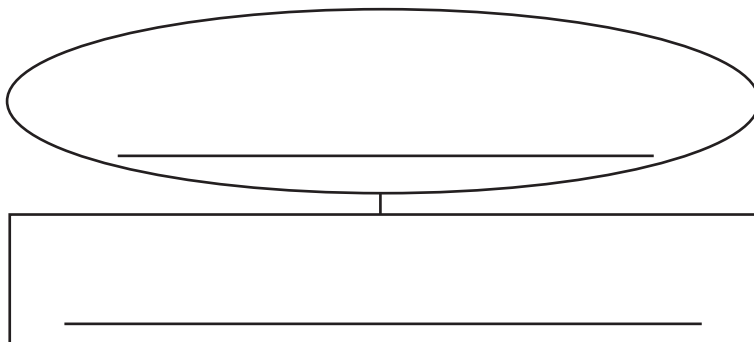
PARAGRAPH WRITING

Think: Draw a picture to be your topic.

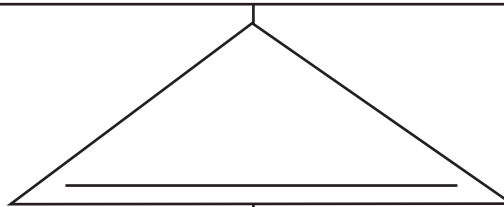
Organize: Complete the graphic organizer with a topic, main idea, and two details.

Write: Write a topic sentence and two related detail sentences.

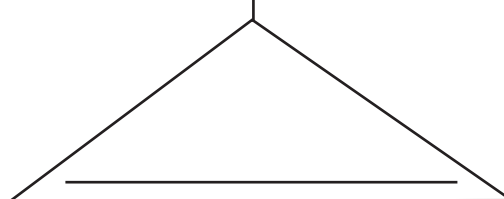
Main idea



Detail 1



Detail 2



▲ 1

▲ 2
